
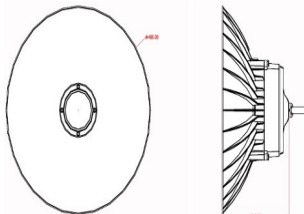

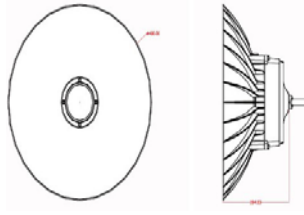

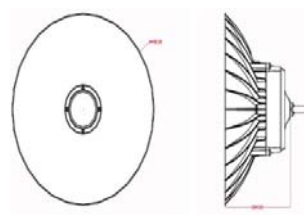

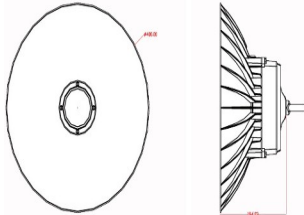

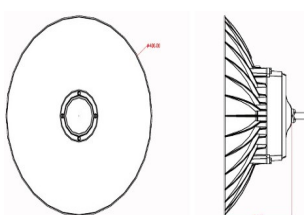
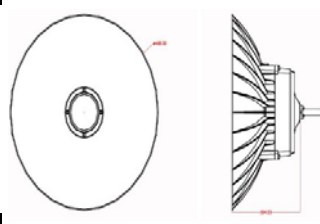


LED Mining Lamp Waterproof

Product Item	Specifications				Drawing
	Item	MD-GS-60w	Luminous Flux	5100~5700LM	
	Power	60W	CRI	≥80	
	Power Efficiency	>87 %	led chip brand	CREE-XTE	
	Input Voltage	AC100-305V	Light Color	2700-7000K	
	Frequency range	50Hz-60Hz	Beam Angle	60°90°120°	
	Power Factor	>0.95	IP Grade	IP67	
	Life span	≥50,000 Hrs	Size	400*184mm	
	Material	Aluminum Alloy	Gross Weight	4.5kg	
	Item	MD-GS-80w	Luminous Flux	6800~7600LM	
	Power	80W	CRI	≥80	
	Power Efficiency	>87 %	led chip brand	CREE-XTE	
	Input Voltage	AC100-305V	Light Color	2700-7000K	
	Frequency range	50Hz-60Hz	Beam Angle	60°90°120°	
	Power Factor	>0.95	IP Grade	IP67	
	Life span	≥50,000 Hrs	Size	400*184mm	
	Material	Aluminum Alloy	Gross Weight	4.5kg	
	Item	MD-GS-100w	Luminous Flux	8500~9500LM	
	Power	100W	CRI	≥80	
	Power Efficiency	>87 %	led chip brand	CREE-XTE	
	Input Voltage	AC100-305V	Light Color	2700-7000K	
	Frequency range	50Hz-60Hz	Beam Angle	60°90°120°	
	Power Factor	>0.95	IP Grade	IP67	
	Life span	≥50,000 Hrs	Size	400*184mm	
	Material	Aluminum Alloy	Gross Weight	4.5kg	
	Item	MD-GS-120w	Luminous Flux	11400~12000LM	
	Power	120W	CRI	≥80	
	Power Efficiency	>87 %	led chip brand	CREE-XTE	
	Input Voltage	AC100-305V	Light Color	2700-7000K	
	Frequency range	50Hz-60Hz	Beam Angle	60°90°120°	
	Power Factor	>0.95	IP Grade	IP67	
	Life span	≥50,000 Hrs	Size	400*184mm	
	Material	Aluminum Alloy	Gross Weight	4.5kg	
	Item	MD-GS-60w-B	Luminous Flux	5100~5700LM	
	Power	60W	CRI	≥80	
	Power Efficiency	>87 %	led chip brand	CREE-XTE	
	Input Voltage	AC100-305V	Light Color	2700-7000K	
	Frequency range	50Hz-60Hz	Beam Angle	60°90°120°	
	Power Factor	>0.95	IP Grade	IP67	
	Life span	≥50,000 Hrs	Size	400*184mm	
	Material	Aluminum Alloy	Gross Weight	4.5kg	

	Item	MD-GS-80w-B	Luminous Flux	6800~7600LM	
	Power	80W	CRI	≥80	
	Power Efficiency	>87 %	led chip brand	CREE-XTE	
	Input Voltage	AC100-305V	Light Color	2700-7000K	
	Frequency range	50Hz-60Hz	Beam Angle	60°90°120°	
	Power Factor	>0.95	IP Grade	IP67	
	Life span	≥50,000 Hrs	Size	400*184mm	
	Material	Aluminum Alloy	Gross Weight	4.5kg	

	Item	MD-GS-100w-B	Luminous Flux	8500~9500LM	
	Power	100W	CRI	≥80	
	Power Efficiency	>87 %	led chip brand	CREE-XTE	
	Input Voltage	AC100-305V	Light Color	2700-7000K	
	Frequency range	50Hz-60Hz	Beam Angle	60°90°120°	
	Power Factor	>0.95	IP Grade	IP67	
	Life span	≥50,000 Hrs	Size	400*184mm	
	Material	Aluminum Alloy	Gross Weight	4.5kg	

	Item	MD-GS-120w-B	Luminous Flux	11400~12000LM	
	Power	120W	CRI	≥80	
	Power Efficiency	>87 %	led chip brand	CREE-XTE	
	Input Voltage	AC100-305V	Light Color	2700-7000K	
	Frequency range	50Hz-60Hz	Beam Angle	60°90°120°	
	Power Factor	>0.95	IP Grade	IP67	
	Life span	≥50,000 Hrs	Size	400*184mm	
	Material	Aluminum Alloy	Gross Weight	4.5kg	