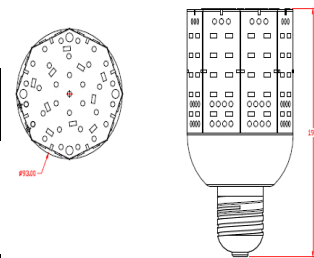


LED Street Corn Light LC Series

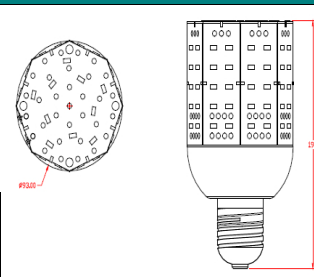
Product Type	Specifications				Drawing	
--------------	----------------	--	--	--	---------	--



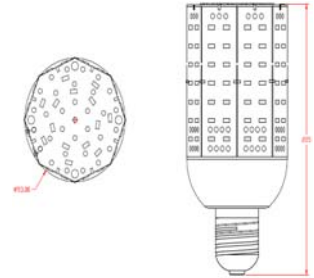
Item	MD-LC--30W	Luminous Flux	3600-4050LM
Power	30W	CRI	≥80
Power Efficiency	>87 %	led chip brand	EPISTAR 5730
Input Voltage	AC100-305V	Light Color	2700-7000K
Frequency range	50Hz-60Hz	Beam Angle	360°
Power Factor	>0.95	Base	E26/E27/E39/E40
Life span	≥50,000 Hrs	Size	93*195mm
Material	Aluminum Alloy	Gross Weight	600g



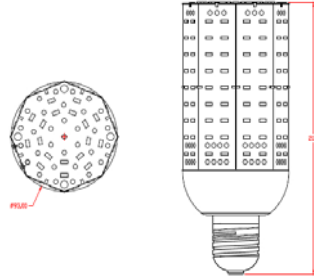
Item	MD-LC--40W	Luminous Flux	4800-5400LM
Power	40W	CRI	≥80
Power Efficiency	>87 %	led chip brand	EPISTAR 5730
Input Voltage	AC100-305V	Light Color	2700-7000K
Frequency range	50Hz-60Hz	Beam Angle	360°
Power Factor	>0.95	Base	E26/E27/E39/E40
Life span	≥50,000 Hrs	Size	93*195mm
Material	Aluminum Alloy	Gross Weight	650g



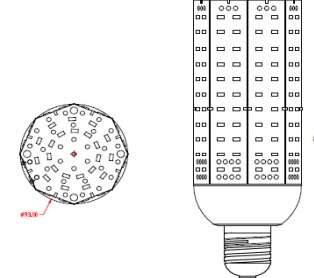
Item	MD-LC--60W	Luminous Flux	7200-8100LM
Power	60W	CRI	≥80
Power Efficiency	>87 %	led chip brand	EPISTAR 5730
Input Voltage	AC100-305V	Light Color	2700-7000K
Frequency range	50Hz-60Hz	Beam Angle	360°
Power Factor	>0.95	Base	E26/E27/E39/E40
Life span	≥50,000 Hrs	Size	93*205mm
Material	Aluminum Alloy	Gross Weight	700g



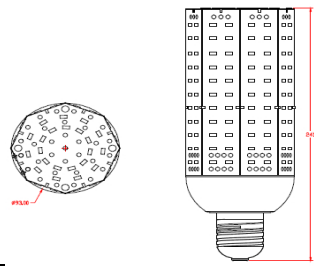
Item	MD-LC--80W	Luminous Flux	9600-10800LM
Power	80W	CRI	≥80
Power Efficiency	>87 %	led chip brand	EPISTAR 5730
Input Voltage	AC100-305V	Light Color	2700-7000K
Frequency range	50Hz-60Hz	Beam Angle	360°
Power Factor	>0.95	Base	E26/E27/E39/E40
Life span	≥50,000 Hrs	Size	93*229mm
Material	Aluminum Alloy	Gross Weight	800g




Item	MD-LC--100w	Luminous Flux	12000-13500LM
Power	100W	CRI	≥80
Power Efficiency	>87 %	led chip brand	EPISTAR 5730
Input Voltage	AC100-305V	Light Color	2700-7000K
Frequency range	50Hz-60Hz	Beam Angle	360°
Power Factor	>0.95	Base	E26/E27/E39/E40
Life span	≥50,000 Hrs	Size	93*241mm
Material	Aluminum Alloy	Gross Weight	1000g



Item	MD-LC--120w	Luminous Flux	14400-16200LM
Power	120W	CRI	≥80
Power Efficiency	>87 %	led chip brand	EPISTAR 5730
Input Voltage	AC100-305V	Light Color	2700-7000K
Frequency range	50Hz-60Hz	Beam Angle	360°
Power Factor	>0.95	Base	E26/E27/E39/E40
Life span	≥50,000 Hrs	Size	93*265mm
Material	Aluminum Alloy	Gross Weight	1100g





Item	MD-LC--150w	Luminous Flux	18000-20250LM
Power	150W	CRI	≥80
Power Efficiency	>87 %	led chip brand	EPISTAR 5730
Input Voltage	AC100-305V	Light Color	2700-7000K
Frequency range	50Hz-60Hz	Beam Angle	360°
Power Factor	>0.95	Base	E26/E27/E39/E40
Life span	≥50,000 Hrs	Size	93*315mm
Material	Aluminum Alloy	Gross Weight	1200g

