
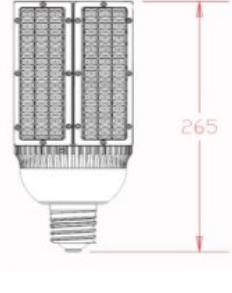








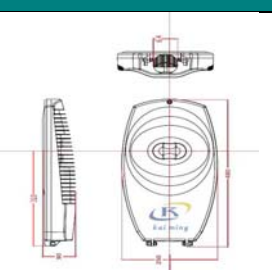
LED Street Light LA LB LE LF Series

Product Type	Specifications				Drawing
	Item:	MD-LA-30W	Luminous Flux	3000~3300LM	
	Power:	30W	CRI	≥80	
	Power Efficiency	> 87 %	led chip brand	Bridgelux	
	Input Voltage:	AC100-305V	Light Color	2700-7000K	
	Frequency range:	50Hz-60Hz	Beam Angle	130°	
	Power Factor:	>0.95	Lamp Base	E26/E27/E39/E40	
	Life span:	≥50,000 Hrs	Size	265*105mm	
	Material:	Aluminum Alloy	Gross Weight	1.3kg	
		Item:	MD-LA-40W	Luminous Flux	
Power:		40W	CRI	≥80	
Power Efficiency		> 87 %	led chip brand	Bridgelux	
Input Voltage:		AC100-305V	Light Color	2700-7000K	
Frequency range:		50Hz-60Hz	Beam Angle	130°	
Power Factor:		>0.95	Lamp Base	E26/E27/E39/E40	
Life span:		≥50,000 Hrs	Size	265*105mm	
Material:		Aluminum Alloy	Gross Weight	1.3kg	
		Item:	MD-LA-50W	Luminous Flux	4500~5000LM
	Power:	50W	CRI	≥80	
	Power Efficiency	> 87 %	led chip brand	Bridgelux	
	Input Voltage:	AC100-305V	Light Color	2700-7000K	
	Frequency range:	50Hz-60Hz	Beam Angle	130°	
	Power Factor:	>0.95	Lamp Base	E26/E27/E39/E40	
	Life span:	≥50,000 Hrs	Size	265*105mm	
	Material:	Aluminum Alloy	Gross Weight	1.3kg	
		Item:	MD-LA-60W	Luminous Flux	5400~5940LM
Power:		60W	CRI	≥80	
Power Efficiency		> 87 %	led chip brand	Bridgelux	
Input Voltage:		AC100-305V	Light Color	2700-7000K	
Frequency range:		50Hz-60Hz	Beam Angle	130°	
Power Factor:		>0.95	Lamp Base	E26/E27/E39/E40	
Life span:		≥50,000 Hrs	Size	275*150mm	
Material:		Aluminum Alloy	Gross Weight	1.5kg	
		Item:	MD-LA-80W	Luminous Flux	7200~7920LM
	Power:	80W	CRI	≥80	
	Power Efficiency	> 87 %	led chip brand	Bridgelux	
	Input Voltage:	AC100-305V	Light Color	2700-7000K	
	Frequency range:	50Hz-60Hz	Beam Angle	130°	
	Power Factor:	>0.95	Lamp Base	E26/E27/E39/E40	
	Life span:	≥50,000 Hrs	Size	288*150mm	
	Material:	Aluminum Alloy	Gross Weight	1.6kg	
		Item:	MD-LA-100W	Luminous Flux	9000~9900LM
Power:		100W	CRI	≥80	
Power Efficiency		> 87 %	led chip brand	Bridgelux	
Input Voltage:		AC100-305V	Light Color	2700-7000K	
Frequency range:		50Hz-60Hz	Beam Angle	130°	
Power Factor:		>0.95	Lamp Base	E26/E27/E39/E40	
Life span:		≥50,000 Hrs	Size	288*150mm	
Material:		Aluminum Alloy	Gross Weight	1.6kg	

	Item:	MD-LA-120W	Luminous Flux	14000~12000LM	
	Power:	120W	CRI	≥80	
	Power Efficiency	>87 %	led chip brand	Bridgelux	
	Input Voltage:	AC100-305V	Light Color	2700-7000K	
	Frequency range:	50Hz-60Hz	Beam Angle	130°	
	Power Factor:	>0.95	Lamp Base	E26/E27/E39/E40	
	Life span:	≥50,000 Hrs	Size	288*150mm	
	Material:	Aluminum Alloy	Gross Weight	1.6kg	

	Item	MD-LB-60W	Luminous Flux	5400-5700LM	
	Power	60W	CRI	≥80	
	Power Efficiency	>87 %	led chip brand	CREE XTE	
	Input Voltage	AC100-305V	Light Color	2700-7000K	
	Frequency range	50Hz-60Hz	Beam Angle	120°	
	Power Factor	>0.95	IP Grade	IP65	
	Life span	≥50,000 Hrs	Size	480*250*90mm	
	Material	Aluminum Alloy	Gross Weight	6.5kg	

	Item	MD-LB-80W	Luminous Flux	6400-7200LM	
	Power	80W	CRI	≥80	
	Power Efficiency	>87 %	led chip brand	CREE XTE	
	Input Voltage	AC100-240V	Light Color	2700-7000K	
	Frequency range	50Hz-60Hz	Beam Angle	120°	
	Power Factor	>0.95	IP Grade	IP65	
	Life span	≥50,000 Hrs	Size	480*250*90mm	
	Material	Aluminum Alloy	Gross Weight	6.5kg	

	Item	MD-LB-100W	Luminous Flux	9500-10000LM	
	Power	100W	CRI	≥80	
	Power Efficiency	>87 %	led chip brand	CREE XTE	
	Input Voltage	AC100-305V	Light Color	2700-7000K	
	Frequency range	50Hz-60Hz	Beam Angle	120°	
	Power Factor	>0.95	IP Grade	IP65	
	Life span	≥50,000 Hrs	Size	480*250*90mm	
	Material	Aluminum Alloy	Gross Weight	6.5kg	

	Item	MD-LB-120W	Luminous Flux	11000-12000LM	
	Power	120W	CRI	≥80	
	Power Efficiency	>87 %	led chip brand	CREE XTE	
	Input Voltage	AC100-305V	Light Color	2700-7000K	
	Frequency range	50Hz-60Hz	Beam Angle	120°	
	Power Factor	>0.95	IP Grade	IP65	
	Life span	≥50,000 Hrs	Size	480*250*90mm	
	Material	Aluminum Alloy	Gross Weight	6.5kg	

	Item	MD-LE-80W	Luminous Flux	7200-7920LM	
	Power	80W	CRI	≥80	
	Power Efficiency	>87 %	led chip brand	Bridgelux	
	Input Voltage	AC100-305V	Light Color	2700-7000K	
	Frequency range	50Hz-60Hz	Beam Angle	120°	
	Power Factor	>0.95	IP Grade	IP65	
	Life span	≥50,000 Hrs	Size	580*280*130mm	
	Material	Aluminum Alloy	Gross Weight	7kg	


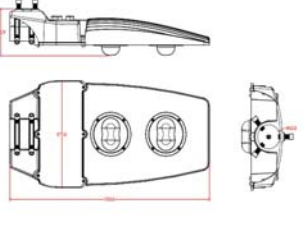
	Item	MD-LE-100W	Luminous Flux	9000-9900LM	
	Power	100W	CRI	≥80	
	Power Efficiency	>87 %	led chip brand	Bridgelux	
	Input Voltage	AC100-305V	Light Color	2700-7000K	
	Frequency range	50Hz-60Hz	Beam Angle	120°	
	Power Factor	>0.95	IP Grade	IP65	
	Life span	≥50,000 Hrs	Size	580*280*130mm	
	Material	Aluminum Alloy	Gross Weight	7kg	

	Item	MD-LE-120W	Luminous Flux	10800-11880LM	
	Power	120W	CRI	≥80	
	Power Efficiency	>87 %	led chip brand	Bridgelux	
	Input Voltage	AC100-305V	Light Color	2700-7000K	
	Frequency range	50Hz-60Hz	Beam Angle	120°	
	Power Factor	>0.95	IP Grade	IP65	
	Life span	≥50,000 Hrs	Size	580*280*130mm	
	Material	Aluminum Alloy	Gross Weight	7kg	

	Item	MD-LE-150W	Luminous Flux	14200-15000LM	
	Power	150W	CRI	≥80	
	Power Efficiency	>87 %	led chip brand	Bridgelux	
	Input Voltage	AC100-305V	Light Color	2700-7000K	
	Frequency range	50Hz-60Hz	Beam Angle	120°	
	Power Factor	>0.95	IP Grade	IP65	
	Life span	≥50,000 Hrs	Size	580*280*130mm	
	Material	Aluminum Alloy	Gross Weight	7kg	

	Item	MD-LF-100W	Luminous Flux	8500-9500LM	
	Power	100W	CRI	≥80	
	Power Efficiency	>87 %	led chip brand	CREE XTE	
	Input Voltage	AC100-305V	Light Color	2700-7000K	
	Frequency range	50Hz-60Hz	Beam Angle	120°	
	Power Factor	>0.95	IP Grade	IP65	
	Life span	≥50,000 Hrs	Size	580*280*130mm	
	Material	Aluminum Alloy	Gross Weight	7kg	

	Item	MD-LF-120W	Luminous Flux	10200-11400LM	
	Power	120W	CRI	≥80	
	Power Efficiency	>87 %	led chip brand	CREE XTE	
	Input Voltage	AC100-305V	Light Color	CREE XTE	
	Frequency range	50Hz-60Hz	Beam Angle	120°	
	Power Factor	>0.95	IP Grade	IP65	
	Life span	≥50,000 Hrs	Size	580*280*130mm	
	Material	Aluminum Alloy	Gross Weight	7kg	

	Item	MD-LF-150W	Luminous Flux	12750-13500LM	
	Power	150W	CRI	≥80	
	Power Efficiency	>87 %	led chip brand	CREE XTE	
	Input Voltage	AC100-305V	Light Color	2700-7000K	
	Frequency range	50Hz-60Hz	Beam Angle	120°	
	Power Factor	>0.95	IP Grade	IP65	
	Life span	≥50,000 Hrs	Size	580*280*130mm	
	Material	Aluminum Alloy	Gross Weight	7kg	